

# Information Systems User Guide



CYPRUS INTERNATIONAL UNIVERSITY  
ULUSLARARASI KIBRIS ÜNİVERSİTESİ

# Webmail

Webmail is CIU's e-mail system. After completing your registration, you must create your CIU e-mail account, which is required for all your academic transactions. In this way, you can easily communicate with academics, course advisors and other officials. You will also be able to access SIS and Moodle with the account you have activated. To activate your e-mail:

1. Go to <https://student.ciu.edu.tr/>.
2. Click on "Forgot My Password".
3. Click on "Student".
4. Enter your "Student number" and click on "Next".
5. Fill in the sections specified in the form (Identity Number, Father's Name and your Password in accordance with the specified criteria) and click on the 'Student Password Reset'.

\*If the "Identification Number or Father's Name" was entered incorrectly while registering, you will not be allowed to renew your password since the information does not match. In such cases, you must visit the Student Registrar Office.

6. After your password has been renewed; "Username" will be your student number and the password you typed in the "Password" form.

7. Your e-mail address is "student number"@student.ciu.edu.tr.



Login using your CIU-NET username/student number and password.

© Cyprus International University  
All Rights Reserved  
2022



CIU-NET Password Reset

© Cyprus International University  
All Rights Reserved  
2022



In order to reset your password, please enter your student number:

© Cyprus International University  
All Rights Reserved  
2022



# CYPRUS INTERNATIONAL UNIVERSITY STUDENT INFORMATION SYSTEM

## **Student Information System (SIS)**

Student information system also known as CIU- SIS is a web-based software, where students can perform interactive course registration, view their timetable, access grades, view announcements and reach many more information. All students must access their CIU-SIS for academic and administrative services.

## **How to login to SIS?**

You must have a Webmail account to use SIS. Use your webmail username and password to log in to the system.

Your SIS password is same as your Webmail password.

If you do not remember your Webmail password, you can reset your password by following the steps below.

**1.**Go to <https://student.ciu.edu.tr/> .

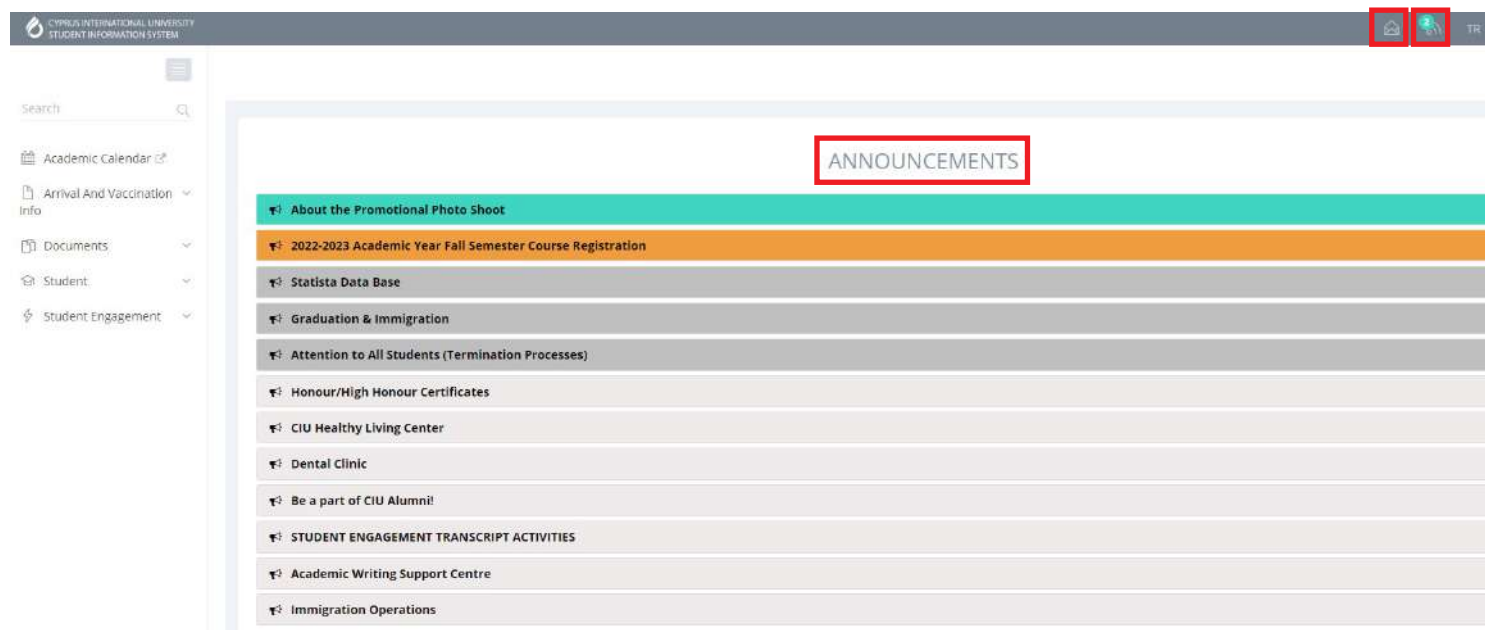
**2.**Enter your “Student number” and click on “Next”.

**3.**International Students must use the number in the QR code under the AL (Acceptance Letter) documents when creating password.

# What operations can be done in SIS?

1. When you enter SIS, “Announcements” will appear first. You can see the announcement by clicking on it.

2. You can view your messages by clicking on the “Message box” in the upper right corner. You can also change the “Language Option” and access the “Frequently Asked Questions” section from there.

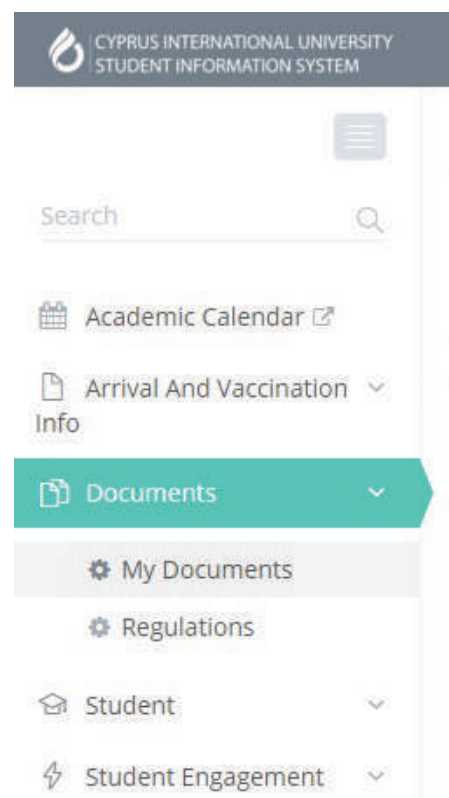


3. You can access other information from the “Menu” section on the left.

You can access your “Documents” and 'Regulations' from the “Documents” menu.

You can find out whether your “Student Certificate” request is approved or not from the ‘My Documents’ section.

There are many operations you can perform in the “Student” menu.



**Tools:** You can calculate your General Academic Grade Point Average (CGPA) here.

**4. Document Request:** You can request and follow up your documents here.

**5. Re-sit Exam Application:** In order to take the resit exam, you must apply for the relevant course here.

**6. Survey:** You can participate in surveys conducted by the relevant units through this module.

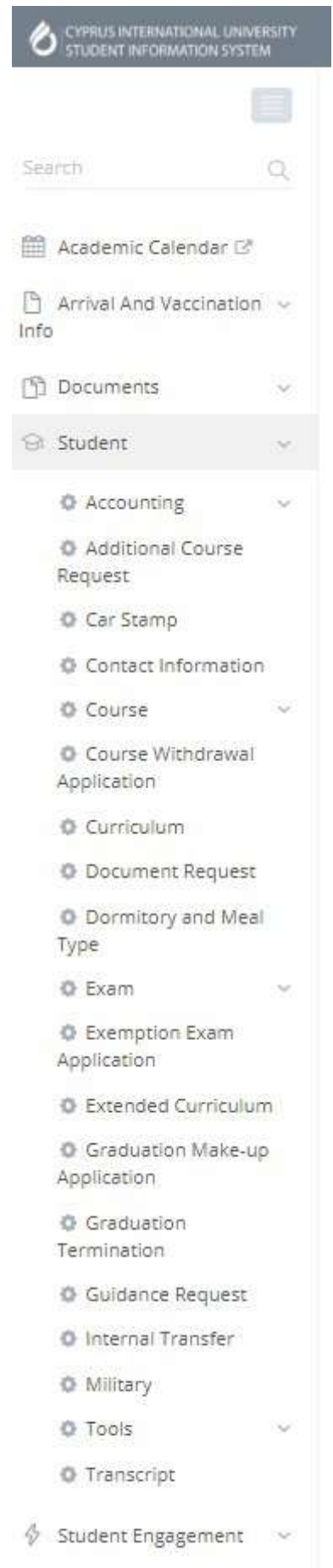
**7. Military:** Authorized students can use this module browse and/or update their military service information.

**8. Car Stamp:** You can apply for stamp(s) to be used on your car(s) across the campus parking areas.

**9. CGPA Calculator:** You can use this module to calculate your CGPA for the active term.

**10. Course Withdrawal Application:** Authorized students can use this module to withdraw from their courses during the course withdrawal period of each semester.

**11. Language Support:** You can use SIS in two languages; English and Turkish.



## 12. Course: You can register your courses and view your course schedule.

SEARCH

Academic Calendar of

Arrival And Vaccination Info

Documents

**Student**

Accounting

Additional Course Request

Car Stamp

Contact Information

**Course**

Course Registration

**Timetable**

Course Withdrawal Application

Curriculum

Document Request

Dormitory and Meal Type

Exam

Exemption Exam Application

Extended Curriculum

Graduation Make-up Application

Graduation Termination

Guidance Request

Internal Transfer

Military

Tools

Transcript

Student Engagement

### TIMETABLE

Course Code	Course Name	Credit	Course Instructor(s)	Group	Syllabus	Attendance	Moodle
PEGT501	EĞİTİM BİLİMİNE GİRİŞ	2	Asst. Prof. Dr. Seren ÖZDEMİR	GR01	Download	0.00%	Link
PEGT502	ÖĞRETİMSEL UYGULAMADI	5	Prof. Dr. Fazıl SİLMAN	GR01	Download	0.00%	Link
PEGT503	ÖĞRETİM İLİ VE YÖNTEMLERİ	2	Asst. Prof. Dr. Osman EMİROĞLU	GR01	Download	0.00%	Link
PEGT504	ÖĞRETİM TEKNOLOJİLERİ VE MATERYAL TASARIMI	3	Assoc. Prof. Dr. Tolgay KABANFİLLER	GR01	Download	0.00%	Link
PEGT506	ÖZEL ÖĞRETİM YÖNTEMLERİ	4	Asst. Prof. Dr. Osman VAİZ	GR01	Download	0.00%	Link
PEGT507	EĞİTİM PSİKOLOJİSİ	2	Asst. Prof. Dr. Cahit NURİ	GR01	Download	0.00%	Link

\* Students will have N/A grade and will not able to write final exam for the courses which have attendance less than the required attendance identified by OLU's Rules and Regulations.

	Mon 9/26	Tue 9/27	Wed 9/28	Thu 9/29	Fri 9/30	Sat 10/1
8:00 - 9:30				PEGT501 GR01 PEGT501	PEGT501 GR01 PEGT501	
9:30 - 10:30				PEGT501 GR01 PEGT501	PEGT501 GR01 PEGT501	
10:30 - 11:30				PEGT501 GR01 PEGT501	PEGT501 GR01 PEGT501	
11:30 - 12:30						
12:30 - 13:30						
13:30 - 14:30						
14:30 - 15:30						
15:30 - 16:30						
16:30 - 17:30	PEGT501 GR01 PEGT501	PEGT501 GR01 PEGT501	PEGT501 GR01 PEGT501	PEGT501 GR01 PEGT501	PEGT501 GR01 PEGT501	
17:30 - 18:30	PEGT501 GR01 PEGT501	PEGT501 GR01 PEGT501	PEGT501 GR01 PEGT501	PEGT501 GR01 PEGT501	PEGT501 GR01 PEGT501	
18:30 - 19:30	PEGT501 GR01 PEGT501	PEGT501 GR01 PEGT501	PEGT501 GR01 PEGT501	PEGT501 GR01 PEGT501	PEGT501 GR01 PEGT501	
19:30 - 20:30	PEGT501 GR01 PEGT501					

## 13. Extended Curriculum: You can access their curriculum's extended version with detailed information regarding each term.

SEARCH

Academic Calendar of

Arrival And Vaccination Info

Documents

**Student**

Accounting

Additional Course Request

Car Stamp

Contact Information

**Course**

Course Registration

**Timetable**

Course Withdrawal Application

Curriculum

Document Request

Dormitory and Meal Type

Exam

Exemption Exam Application

Extended Curriculum

Graduation Make-up Application

Graduation Termination

Guidance Request

Internal Transfer

Military

Tools

Transcript

Student Engagement

Full Name: [REDACTED]  
Student No: [REDACTED]  
Department: Faculty of Education / Pedagogik Formasyon Programi  
Acceptance Type: Certificate Program

Registration Adviser: Osman EMİROĞLU  
General Status: Active  
New Status: Active / Registered  
CGPA: 3.42

### EXTENDED CURRICULUM

Course Code and Name	Credit	2021/2	2022/1
PEGT501 EĞİTİM BİLİMİNE GİRİŞ	2		*
PEGT502 ÖĞRETİMSEL UYGULAMADI	5		*
PEGT503 ÖĞRETİM İLİ VE YÖNTEMLERİ	2		*
PEGT504 ÖĞRETİM TEKNOLOJİLERİ VE MATERYAL TASARIMI	3		*
PEGT505 ÖLÇME VE DEĞERLENDİRME	2	B	
PEGT506 ÖZEL ÖĞRETİM YÖNTEMLERİ	4		*
PEGT507 EĞİTİM PSİKOLOJİSİ	2		*
PEGT508 SINIF YÖNETİMİ	2	A	
PEGT509 SEÇMELİ I (EĞİTİM PROGRAMI GELİŞTİRME VE ÖĞRETİM)	2	A (PEGT509)	
PEGT510 SEÇMELİ II (EĞİTİM İZLEMLERİ)	2	B (PEGT511)	
<b>GPA</b>		3.42	
<b>CGPA</b>		3.42	
<b>Warning</b>		0	
<b>Advisor</b>		Asst. Prof. Dr. Osman EMİROĞLU	

## 14. Guidance Request: You can write and follow up the requests.

STUDENT GUIDANCE REQUESTS

- Please do not write one petition in relation to more than one subject.
- Please ensure that you have chosen the correct title. Replies to petitions where the correct title has not been chosen may take longer to respond to.
- Instead of writing a petition in relation to a subject where a solution can be found with your supervisor, contact your supervisor directly, as this way you will be able to find a solution to your problem quicker.

Request Type:

Content  
Remaining characters: 200

Attachment  
 No file chosen  
 No file chosen  
 No file chosen

Allowed document types: jpeg, bmp, png, jpg, doc, pdf, odt, csv  
Allowed maximum document size: 20MB

Date	Content	Request Type	Status	Result
No record found.				

Navigation: [Home] [Previous] [1/0] [Next] [Home]

Total: 0

## 15. Additional Course Request: You can request additional courses here.

- You need to specify how many additional courses you want from the “Quantity” section.
- Then, you need to select your “Installment Plan” and click the “Add” button.

Additional Courses

CGPA :

Additional course price is 3838 TL per course. On approval your invoice will be created.

Quantity:

Installment Plan:

Course Type	Term	Quantity	Created at
No record found.			

Navigation: [Home] [Previous] [1/0] [Next] [Home]

Total: 0

**16. Arrival and Vaccination Info Page:** You are expected to provide their arrival and vaccination information every term. Information collected via this module is transferred to Immigration Office and Ministry of Education system.

**17. Contact Information:** You can browse and/or update their contact information via this module. It's important to keep this information up-to-date all times as this information is used across Immigration system.

## 18. Graduation Make-up Application:

Authorized students can use this module to apply and/or follow their graduation make-up applications.

**19. Graduation Termination:** Authorized students can use this module to proceed.

**20. Exemption Exam Application:** You can apply for exam exemption here.

**21. Accounting:** You can do “Currency Selection”, see “Accounting Information” and choose “Installment Plan” here.

You can see your Debts, Invoices and Payments.

Current Exchange Rate: 1 Euro (€) = 18,3750 Turkish Lira (TL)

ACCOUNTING INFORMATION [Feedback/Report Problem](#) [Help](#)

If you are in any doubt with your account details you can contact the Accounting Office through the guidance request button.

DEBTS    INVOICES    PAYMENTS

Current Debt**	Approaching Debt**	Total Debt***
0 TL	0 TL	0 TL

[Installment Plan](#)

**NOTE 1**

- Services related to the 2022/23 spring semester started on September 15. Duration of 31 (thirty-one) days is available for 1 semester.
- If your current debt is more than 10,000 TL or more full access, you will have a probationary access only access register if the amount is greater than 1,000 TL and less than 10,000 TL.
- If the amount is higher your current account the amount should be paid within 10 (ten) days.
- See this amount, consider your credit requirements.

**NOTE 2**

- In some cases to be affected by the exchange rate difference, this currency you will pay should be the same as the currency of your debt.

CYPRUS INTERNATIONAL UNIVERSITY  
STUDENT INFORMATION SYSTEM

Search

- Academic Calendar
- Arrival And Vaccination Info
- Documents
- Student**
- Accounting
- Additional Course Request
- Car Stamp
- Contact Information
- Course
- Course Withdrawal Application
- Curriculum
- Document Request
- Dormitory and Meal Type
- Exam
  - Exam Program
  - Exam Results
  - Exemption Exam Application
  - Extended Curriculum
  - Graduation Make-up Application
  - Graduation Termination



## 22. Curriculum: You can see the curriculum for the education years

CURRICULUM Back

1st year

Fall

Course Code	Definition	Credit	ECTS	Grade	Term
PEGTS01	EĞİTİM BİLİMİNE GİRİŞ	2	5	*	2022-23 Fall
PEGTS09	SINIF YÖNETİMİ	2	5	A-	2021-22 Summer
PEGTS06	ÖZEL ÖĞRETİM YÖNTEMLERİ	4	8	*	2022-23 Fall
PEGTS02	ÖĞRETİMENLİK UYGULAMASI	5	8	*	2022-23 Fall
PEGTS05	ÖLÇME VE DEĞERLENDİRME	2	5	B	2021-22 Summer
PEGTS03	ÖĞRETİM İLKE VE YÖNTEMLERİ	2	5	*	2022-23 Fall
PEGTS07	EĞİTİM PSİKOLOJİSİ	2	5	*	2022-23 Fall
PEGTX1 (EGTS05)	SEÇMELİ I (PROGRAM GELİŞTİRME VE ÖĞRETİM)	2		A	2021-22 Summer
PEGTX1 (PEGTS11)	SEÇMELİ II (REHBERLİK)	2		B	2021-22 Summer
PEGTS04	ÖĞRETİM TEKNOLOJİLERİ VE MATERYAL TASARIMI	3	9	*	2022-23 Fall

## 23. Student Engagement Module – Calendar:

You can use this module to browse upcoming events across the campus.

## 24. Student Engagement Module - Event

**History:** You can use this module to browse your own participation in events carried out under student engagement.

## 25. Student Engagement Module - Event

**Request:** You can use this module in order to request or suggest events.

**26. Questions:** When notified, students can respond to the questions they are asked via this module.

**27. Exam:** You can see "Exam Schedule" here.

**28. Exam Results:** You can see "Exam Results" here.

CYPRUS INTERNATIONAL UNIVERSITY  
STUDENT INFORMATION SYSTEM

Search

Academic Calendar

Arrival And Vaccination Info

Documents

**Student**

- Accounting
- Additional Course Request
- Car Stamp
- Contact Information
- Course
- Course Withdrawal Application
- Curriculum**
- Document Request
- Dormitory and Meal Type
- Exam**
  - Exam Program
  - Exam Results
- Exemption Exam Application

**29. Honor Certificate:** You can use this module to view and download their Honor or High Honor certificates you have obtained.

MY DOCUMENTS Back

Show 10 entries Search:

Term	Document Type	Actions
2022-23 Fall	Student Certificate	<a href="#">Download</a>

Showing 1 to 1 of 1 entries Previous 1 Next

**30. Transcript:** You can access your transcript via this module.

TRANSCRIPT

Faculty of Education / Pedagogik Formasyon Programi (TR)

2021-22 Summer

Course	Credits	Grade	Gr. Earned			
EGİTİM PROGRAMI DEĞERLENDİRME VE ÖLÇME	2	A	2.00			
EGİTİM ÖLÇME VE DEĞERLENDİRME	2	B	4.00			
HÖRİTÖR İNŞA VE YÖNETİMİ	2	A	7.00			
TEZESİZ İZLENİM	2	B	6.00			
<b>SİM. CR. : 8.00</b>	<b>CUM. GR. : 6.00</b>	<b>SİM. GR. : 27.40</b>	<b>CUM. GR. : 20.40</b>	<b>GPA : 3.42</b>	<b>CGPA : 3.42</b>	<b>TERİM : 1</b>

\* Graduation Makeup  
Total Credit : 8

THE ABOVE MENTIONED STUDENT HAS NOT HAD ANY DISCIPLINARY PENALTIES TO DATE

**31. Dormitory and Meal Type:** You can access your dormitory and meal type information from this page.

DORMITORY AND MEAL TYPE Back

- In order to update your Meal Type and/or Dormitory preference, please create a guidance request.
- Click to calculate fees.

Dormitory:

Meal Type:

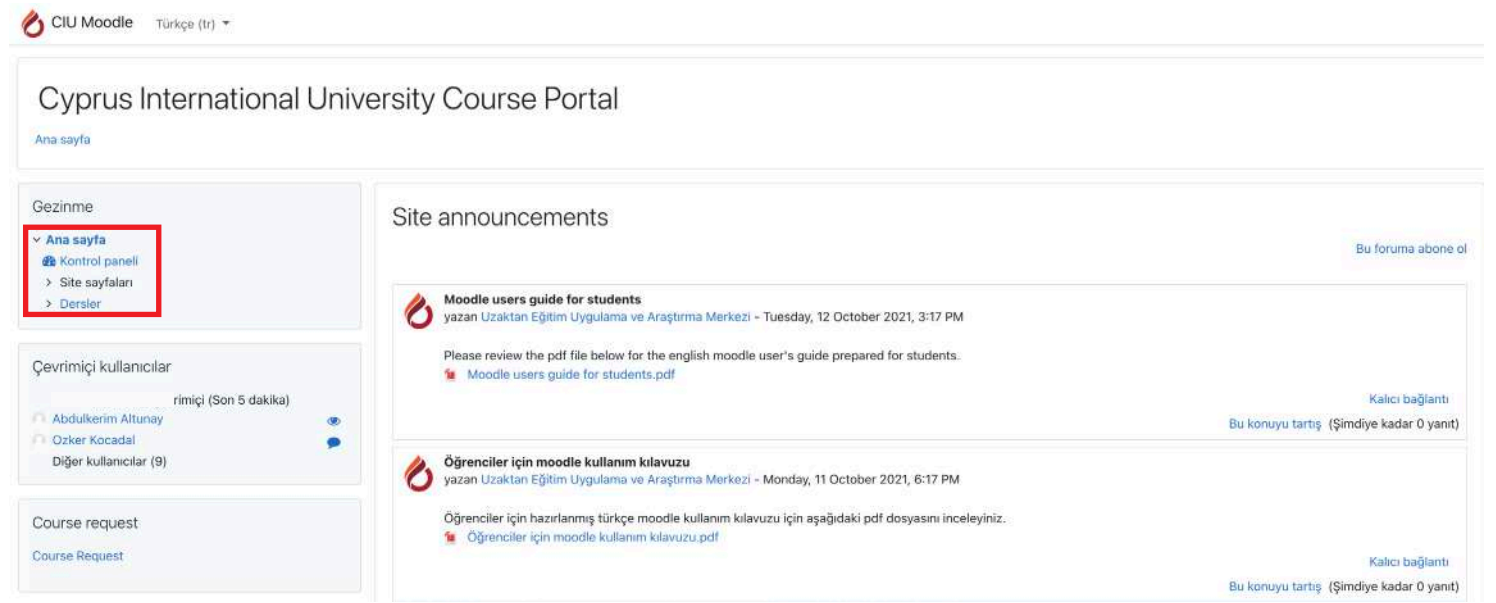
# Moodle

Moodle gives information about faculty course notes, announcements, changes etc. You can access your Moodle account with your Webmail password. You don't need to create a new Moodle account or reset your Moodle password. To login, go to <http://moodle.ciu.edu.tr> , type your student number into username field and your Webmail password into password field.

When you enter Moodle, you will see announcements.

You can view your lessons from the "Navigation" panel in the left menu. By clicking on each course code, you can log in to that course's portal.

You can search your courses by writing the 'course code' and enroll them.



Cyprus International University Course Portal

Ana sayfa

Gezinme

- Ana sayfa
- Kontrol paneli
- Site sayfaları
- Dersler

Çevrimiçi kullanıcılar

rimiçi (Son 5 dakika)

Abdulkerim Altunay

Özker Kocadal

Diğer kullanıcılar (9)

Course request

Course Request

Site announcements

Bu foruma abone ol

**Moodle users guide for students**  
yazan Uzaktan Eğitim Uygulama ve Araştırma Merkezi - Tuesday, 12 October 2021, 3:17 PM

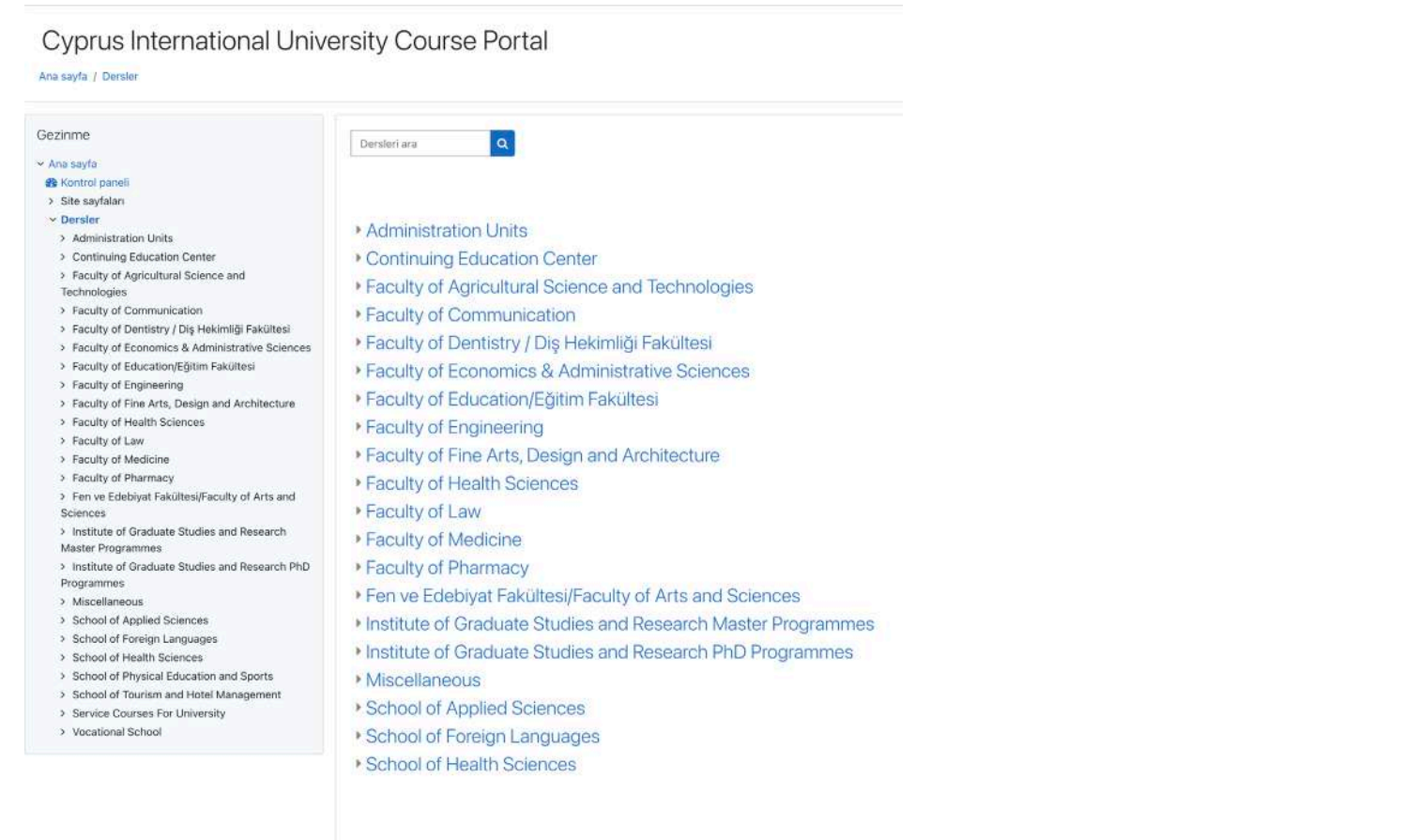
Please review the pdf file below for the english moodle user's guide prepared for students.  
[Moodle users guide for students.pdf](#)

Kalıcı bağlantı  
Bu konuyu tartış (Şimdiye kadar 0 yanıt)

**Öğrenciler için moodle kullanım kılavuzu**  
yazan Uzaktan Eğitim Uygulama ve Araştırma Merkezi - Monday, 11 October 2021, 6:17 PM

Öğrenciler için hazırlanmış türkçe moodle kullanım kılavuzu için aşağıdaki pdf dosyasını inceleyiniz.  
[Öğrenciler için moodle kullanım kılavuzu.pdf](#)

Kalıcı bağlantı  
Bu konuyu tartış (Şimdiye kadar 0 yanıt)



Cyprus International University Course Portal

Ana sayfa / Dersler

Gezinme

- Ana sayfa
- Kontrol paneli
- Site sayfaları
- Dersler
  - Administration Units
  - Continuing Education Center
  - Faculty of Agricultural Science and Technologies
  - Faculty of Communication
  - Faculty of Dentistry / Diş Hekimliği Fakültesi
  - Faculty of Economics & Administrative Sciences
  - Faculty of Education/Eğitim Fakültesi
  - Faculty of Engineering
  - Faculty of Fine Arts, Design and Architecture
  - Faculty of Health Sciences
  - Faculty of Law
  - Faculty of Medicine
  - Faculty of Pharmacy
  - Fen ve Edebiyat Fakültesi/Faculty of Arts and Sciences
  - Institute of Graduate Studies and Research Master Programmes
  - Institute of Graduate Studies and Research PhD Programmes
  - Miscellaneous
  - School of Applied Sciences
  - School of Foreign Languages
  - School of Health Sciences
  - School of Physical Education and Sports
  - School of Tourism and Hotel Management
  - Service Courses For University
  - Vocational School

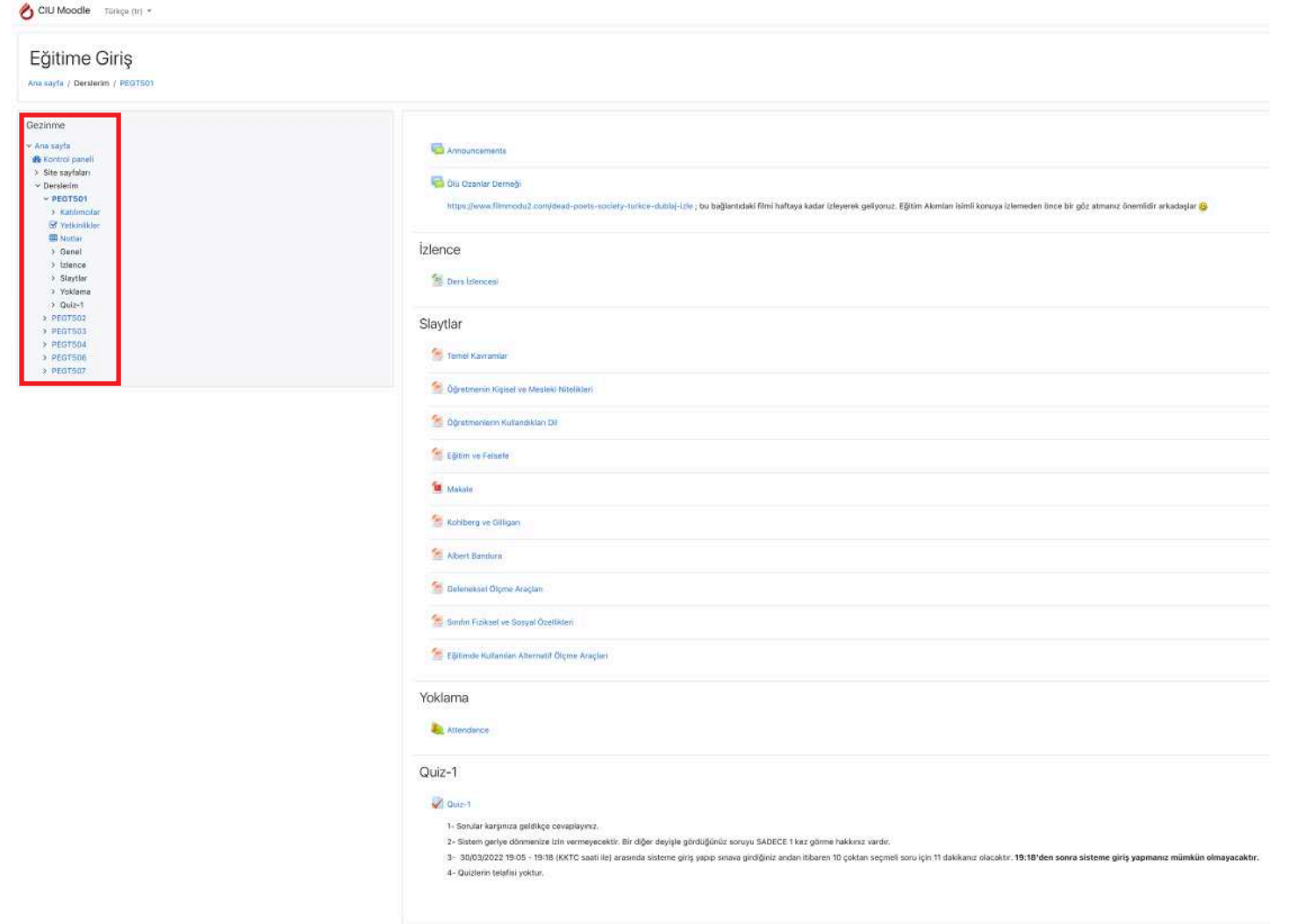
Dersleri ara

- Administration Units
- Continuing Education Center
- Faculty of Agricultural Science and Technologies
- Faculty of Communication
- Faculty of Dentistry / Diş Hekimliği Fakültesi
- Faculty of Economics & Administrative Sciences
- Faculty of Education/Eğitim Fakültesi
- Faculty of Engineering
- Faculty of Fine Arts, Design and Architecture
- Faculty of Health Sciences
- Faculty of Law
- Faculty of Medicine
- Faculty of Pharmacy
- Fen ve Edebiyat Fakültesi/Faculty of Arts and Sciences
- Institute of Graduate Studies and Research Master Programmes
- Institute of Graduate Studies and Research PhD Programmes
- Miscellaneous
- School of Applied Sciences
- School of Foreign Languages
- School of Health Sciences

# Course Portal

When you log in to the course portal; shortcut for switching between course portals are available in the left menu.

“Supporting Articles”, “Course Curriculum”, “Lecture Notes” and also “Announcements” to the course participants and “Upcoming Events” are available here.



The screenshot displays the Moodle course portal interface. The top left corner shows the Moodle logo and the language setting 'Türkçe (tr)'. The main heading is 'Eğitime Giriş' (Introduction to Education). Below the heading, there is a breadcrumb trail: 'Ana sayfa / Derstirim / PEGT501'. The left navigation menu is highlighted with a red box and contains the following items: 'Gezinme', 'Ana sayfa', 'Kontrol paneli', 'Site sayfaları', 'Derstirim', 'PEGT501', 'Kasımöçler', 'Yoklamalar', 'Notlar', 'Genel', 'İzlenç', 'Slaytlar', 'Yoklama', 'Quiz-1', 'PEGT502', 'PEGT503', 'PEGT504', 'PEGT506', and 'PEGT507'. The main content area is divided into several sections: 'Announcements' with a link to 'Dü Özetler Deimeç'; 'İzlenç' with a link to 'Ders İzlenç'; 'Slaytlar' with a list of slides including 'Formel Kavramlar', 'Öğretmenin Kişisel ve Mesleki Nitelikleri', 'Öğretmenlerin Kullandıkları Dil', 'Eğitim ve Felsefe', 'Makale', 'Kohlberg ve Gilligan', 'Albert Bandura', 'Deleksenel Ölçme Araçları', 'Sınıfın Fiziksel ve Sosyal Özellikleri', and 'Eğilimde Kullanılan Alternatif Ölçme Araçları'; 'Yoklama' with a link to 'Attendance'; and 'Quiz-1' with a link to 'Quiz-1'. The quiz details are as follows: 1- Sorular karpınıza geldikçe cevaplayınız. 2- Sistem gerhye dönmeye izin vermeyecektir. Bir diğer deyişle gördüğünüz soruyu SADECE 1 kez görme hakkınız vardır. 3- 30/03/2022 19:05 - 19:18 (KATC saatli ile) arasında sisteme giriş yapıp sınavı girdiğiniz andan itibaren 10 dakikanız olacaktır. 19:18'den sonra sisteme giriş yapmanız mümkün olmayacaktır. 4- Quizlerin telefisi yoktur.